

HOFFMAN

FX SERIES

MANUAL PRESS



The FX series highlights a sturdy frame and components meticulously designed for enduring durability. Indulge in seamless performance, banished operator fatigue, effortless maintenance, hassle-free installation, and slashed utility costs.

ENHANCED PERFORMANCE

Adjustable pressure and manually activated steam valves provide operators full control for superior results and ease.

BUILT FOR A LONG LIFE

Including robust heads, frames, linkages, shock absorbers, and superior rust protection.

FINGERTIP OPERATION

For low fatigue and high productivity.



EASY INSTALLATION AND MAINTENANCE

Powered by self-lubricating bushings for reliable performance without the need for air or electricity.

SPACIOUS TABLE

Ensuring operator comfort and snag-free finishing.

MULTIPLE HEAD/BUCK OPTIONS

Available to suit your application.

AVAILABLE OPTIONS

- Electric steam generator
- Built-in buck vacuum motor (1.1kW, 220V/50-60Hz/1)
- Steam gun (230V/50-60Hz/1)
- Swing-away sleeve arm
- Swing-away sleeve arm w/ vacuum
- Water spray gun w/ condenser
- Electric heated steam iron w/ steam regulator and iron stand (1.1kW, 220V/50-60Hz/1)
- All steam iron and iron stand
- Stainless steel table
- Left hand head and buck mounting (on select models)
- Insulated fabric head cover



SPECIFICATIONS

		Dry Cleaning					Laundry			
	Unit	FX42	FX45	FX46(L8S)	FX48(L4)	FX42HH	FXLU42	FXLU45	FXLU51	FXLU53
Vacuum Connection Size (NPT)	in (mm)	1.25 (31.75)	1.25 (31.75)	2 (50.8)	2 (50.8)	1.25 (31.75)	N/A	N/A	N/A	N/A
Steam Inlet (NPT)	in (mm)	1/2 (12.7)	1/2 (12.7)	1/2 (12.7)	1/2 (12.7)	1/2 (12.7)	1/2 (12.7)	1/2 (12.7)	1/2 (12.7)	1/2 (12.7)
Steam Outlet (NPT)	in (mm)	1/2 (12.7)	1/2 (12.7)	1/2 (12.7)	1/2 (12.7)	1/2 (12.7)	1/2 (12.7)	1/2 (12.7)	1/2 (12.7)	1/2 (12.7)
Steam Working Pressure	psi (MPa)	85 (0.59)	85 (0.59)	85 (0.59)	85 (0.59)	85 (0.59)	85 (0.59)	85 (0.59)	85 (0.59)	85 (0.59)
Steam Consumption	lb/hr (kg/hr)	30 (13.6)	30 (13.6)	30 (13.6)	30 (13.6)	30 (13.6)	30 (13.6)	30 (13.6)	30 (13.6)	30 (13.6)
Table Length	in (mm)	56 (1422)	56 (1422)	56 (1422)	56 (1422)	56 (1422)	56 (1422)	56 (1422)	56 (1422)	56 (1422)
Dimensions (Width, Depth, Height)										
Uncrated	in (mm)	56 x 48 x 63 (1422 x 1219 x 1600)								
Crated	in (mm)	59 x 51 x 60 (1500 x 1300 x 1420)								
Approximate Weight										
Uncrated	lb (kg)	639 (290)	653 (296)	672 (305)	683 (310)	628 (285)	551 (250)	595 (270)	639 (290)	661 (300)
Crated	lb (kg)	728 (330)	741 (336)	761 (345)	772 (350)	717 (325)	639 (290)	683 (310)	728 (330)	750 (340)

DRY CLEANING



FX42



FX45



FX46(L8S)



FX48(L4)



FX42HH

LAUNDRY



FXLU42



FXLU45

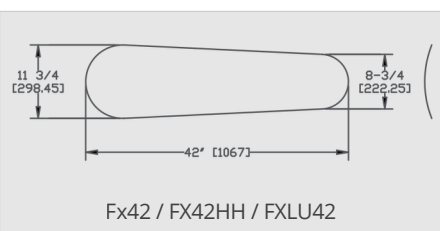


FXLU51

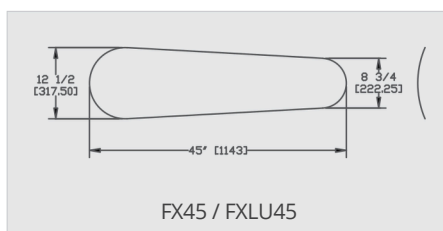


FXLU53

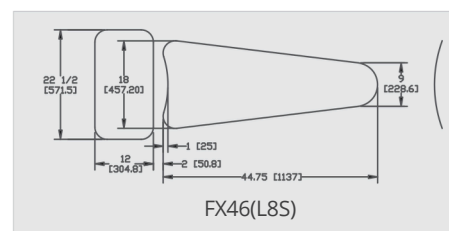
BUCK DIMENSIONS (BEFORE PADDING)



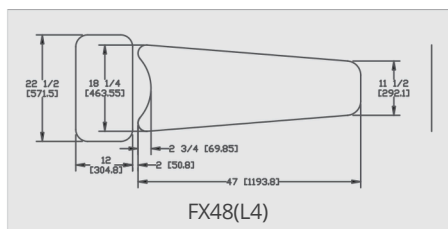
FX42 / FX42HH / FXLU42



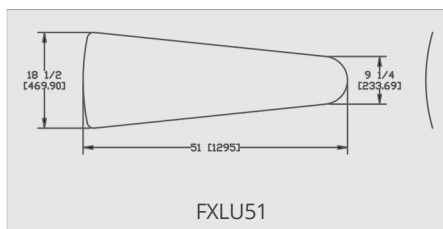
FX45 / FXLU45



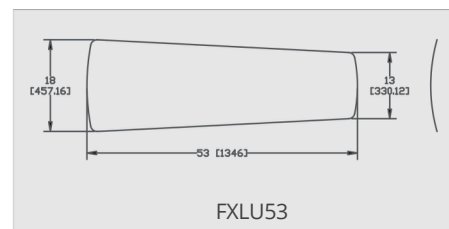
FX46(L8S)



FX48(L4)



FXLU51



FXLU53